

Figure 42 Blue on white transfer printed earthenware.

(b) **Gilt on white**

Figure 41D Wall sherd of a cup 80 mm diameter with a single gilt hairline (post hole X).

(c) **Red on white**

Figure 41E Rim sherd of a breakfast bowl 160 mm diameter, edge band and hairline near the rim and further hairline 19 mm from the rim. Sherds of two dinner plates in the same set (cf. Chester 1988: pl. 95b).

(d) **Green on white**

Figure 41F Rim sherd of a straight sided mug 90 mm diameter, exterior edgeband and hairline near the rim, and interior hairline near the rim (survey hole No. 1).

Figure 41G Three joining sherds of a tea plate, hairline on the brim (terminology according to Ritchie 1986: fig. 5.38), probably the same set as Figure 41F (post hole 24).

## 12.4 Transfer printed earthenware

(a) **Blue on white**

Figure 42A Wall sherd of a saucer, interlocking branching design in linework style, probably "Fibre" (Macready and Goodwyn 1990: fig. 2, C1; Chester 1988: pl. 90j; post hole 25). Seven other sherds of five other vessels in the same pattern. Also found at Pompallier (Maingay 1993: 69).

Figure 42B Two wall sherds of a plate, decoration on the brim only, interlocking branching design with stylised flowers in stipple style (post hole 3). One other fragment of a bowl in the same pattern.

Figure 42C Wall sherd of a plate, decoration on the brim, interlocking branching design in heavy linework style (post hole x), probably "Coral" (Macready and Goodwyn 1990: fig. 4, C13). Also found at Pompallier (Maingay 1993: 69).

Figure 42D Wall sherd of a dinner plate, naturalistic rose pattern in stipple style (post hole 19), probably "Bouquet" (probably 1860s-1880s; Macready and Goodwyn 1990: fig. 3, C7). Also found at Pompallier (E Clunie: pers. comm.) and at Waitangi (Johnson 1990: 11).

Figure 42E Rim sherd of a cup and wall fragment of a saucer, geometric pattern with stylised foliage in linework style (post hole 25). One other sherd of a plate in the same pattern. Also found at Pompallier (E Clunie: pers. comm.).

Figure 42F Rim sherd of a cup 100 mm diameter, flared crenellated rim and lightly furrowed sides, design of hachures, stipples and amoebas, rather like an archaeological map of stone heaps and gullies. Further sherds of another cup, two saucers and two tea plates in the same pattern (post holes 1, IA, 17 and 25).

Figure 42G Rim and wall sherds of a cup 100 mm diameter, curvilinear scrolls and naturalistic foliage in flow blue (post hole 7). Fragments of 10 other vessels in the same pattern.

Figure 42H Wall sherd of a dinner plate with light blue cord and ribbon design in linework style (post hole 7A). A second sherd possibly of the same vessel (post hole 9).

Figure 42J Sherds of a cup and a saucer with curvilinear geometric braid pattern, linework and infill imperfectly applied (post holes 9 and 20). Sherd of another saucer in the same pattern.



Figure 43 Blue on white transfer printed earthenware.

- Figure 43A Two base sherds of different dinner plates, pattern apparently "Willow III" (Coys and Henrywood 1982: 402; post hole 20). Sherds of an estimated 37 other vessels, mainly dinner plates (8), tea plates (9) and saucers (9), in Willow Pattern.
- Figure 43B Four sherds of a bowl 200 mm diameter, floral border pattern in flow blue.
- Figure 43C Wall sherd of a jug, stylised floral geometric pattern in stipple and infill style; probably "Alhambra" (Macready and Goodwyn 1990: fig. 6, C21).
- Figure 43D Wall sherd of a serving bowl 180 mm diameter, crenellated rim and vertically and horizontally ridged interior, curvilinear scroll and floral pattern on the interior and exterior in line and stipple style.
- Figure 43E Base sherd of a plate with a landscape pattern featuring a waterfall (post hole 3). Seven other small sherds with different landscape patterns.
- Figure 43F Rim sherd of a (?) saucer with floral flow blue pattern (survey hole No. 3). Twelve other small sherds with different flow blue patterns. Similar material occurs at Pompallier (R Clunie: pers. comm.).
- Figure 43G Sherds of a breakfast bowl with a naturalistic floral border pattern in line and stipple style (post hole 4). Thirty six other small sherds, most with apparently different floral blue patterns.
- Not illustrated Forty-three other small sherds with blue transfer patterns too small for identification.
- Not illustrated One small wall sherd of a cup with exterior flow blue floral design, interior plain yellow-buff (post hole 21). All other blue transfer printed earthenware is on white.

(b) **Purple on white**

- Figure 44A Five sherds of a saucer 180 mm diameter, geometric pattern with stylised foliage in linework and stipple style, not unlike Figure 42E (post holes 18, 19 and 20); one base sherd marked on underside "JG Co Stoke Upon Trent", the mark of George Jones (& Sons Ltd.), Trent Pottery, established in 1861; the registration mark indicates manufacture in December 1862 (Godden 1964: 359, 527). One other sherd of a different vessel in the same pattern. This pattern and date are an exact parallel with a cup found at Pompallier, Russell (Maingay 1993: pl. 18).
- Figure 44B Rim sherd of a saucer 180 mm diameter, stylised floral pattern in linework and stipple style (post hole 11). Similar to a plate with a Davenport mark, Victoria Hotel, Auckland (J. Goodwyn: pers. comm.). Also found at Pompallier (F. Clunie: pers. comm.).
- Figure 44C Rim sherd of a flared bowl 160 mm diameter, cabled pattern with stylised flowers in linework style (post hole 25).
- Figure 44D Rim sherd of a cup c.100 mm diameter, zig-zag geometric pattern with stylised floral elements, purple with marked flow blue effect, linework style (survey hole No. 1). Also found at Pompallier (F. Clunie: pers. comm.).
- Figure 44E Rim fragment of a plate, cabled band near the rim, linework style, slight flow blue effect (survey hole No. 1).
- Not illustrated Six small sherds representing five other purple transfer printed patterns, all markedly geometric, three with stylised floral forms and two with flow blue effect.




Figure 44 Transfer printed earthenware. A-E, purple on white; F-H, grey on white; J, black on white.

(c) **Grey on white**

Figure 44F Rim sherd of a dinner plate 260 mm diameter, floral pattern in stipple style, "Rhine" (Macready and Goodwyn 1990: fig. 2, C2). Sherds of two other dinner plates, same set. Also found at Pompallier (R Clunie: pers. comm.).

Figure 44G Three sherds of a cup 90 mm diameter, cabled pattern with floral elements in linework and stipple style with slight flow effect; the same pattern is repeated on a smaller scale on the interior; similar to Pinder Bourne & Co. products (1862-82; Ritchie and Gumbley 1992: fig. 4.2.11; post holes 5, 16 and 17). Also found at Pompallier (R Clunie: pers. comm.).

Figure 44H Two joining sherds of a saucer, all-over naturalistic floral pattern in linework and stipple style, rather indistinct (post hole 8). Seventeen other sherds representing three cups, a saucer and other vessels in the same pattern.

Not illustrated Base sherd of a plate with all-over grey floral pattern in linework and stipple style with some flow effect.

(d) **Black on white**

Figure 44J Base sherd of Holloway's Ointment pot marked "Pots 1 [s 1 d . . .] BY THE [PROPRIETOR ... ] OXFORD ST . . ."; the business moved to Oxford Street in 1867 (Ritchie 1986: 288; see also Prickett 1981: pl. 4.6E; Macready and Goodwyn 1990: fig. 9, C38; post hole 7).

Not illustrated Very small wall sherds of a pot or jar, and a plate or saucer, with fragmentary marks in black.

(e) **Brown on white**

Figure 45A Sherd of a mug 110 mm diameter, open floral pattern in linework style, characteristic of the 1880s (N.A. Ritchie: pers. comm.).

Figure 45B Rim sherd of a plate, geometric pattern in linework and stipple style (post hole 4).

Not illustrated Six small sherds representing three other vessels with different brown on white patterns: floral in linework style; landscape (clouds and floral elements) in linework and stipple style; and geometric rim band in linework style.

(f) **Green on white**

Figure 45C Wall sherd of a tea plate, floral pattern with pentagonal stippled areas (post hole 15). Also found at Pompallier (E Clunie: pers. comm.).

Not illustrated Three small sherds representing three different green on white geometric, floral and stylised floral patterns in linework style.

(g) **Red on white**

Figure 45D Rim sherd of a cup 100 mm diameter, open stylised floral design in fine linework and stipple style.

Figure 45E Wall sherd of a cup c.100 mm diameter, open naturalistic floral design in linework and stipple style (post hole 7A).

Figure 45F Wall sherd of a cup c.70 mm diameter, geometric pattern of lines and ovals, in roundels and linework style.




Figure 45 Transfer printed earthenware: A,B, brown on white; C, green on white; D-F, red on white. G, ceramic marble.

### 12.5 Ceramic marble

Figure 45G Ceramic marble 26 mm diameter, three parallel circumferential thin red lines, slightly off centre (cf. Macready and Goodwyn 1990: 7; Spring-Rice 1982: 160).

### 12.6 Hand painting on white earthenware

Figure 46A Wall sherd, floral pattern; green stems and leaves and red and blue flowers probably hand painted (post hole 3). Two other sherds possibly from same vessel (post hole 14). Similar material found at Pompallier in 1840s contexts (E Clunie: pers. comm.).

Not illustrated Two small sherds with green hand painted leaves in floral pattern (post holes 14 and 17).

### 12.7 Single colour banding on white earthenware

Figure 46B Wall sherd of a bowl or cup 120 mm diameter, on the exterior a horizontal division between white and a blue-green band (post hole 25); sherd too small to exclude the possibility of polychrome decoration.

Figure 46C Wall sherd of a cup 80 mm diameter, on the exterior a horizontal division between white and a blue band (post hole 14A).

### 12.8 Polychrome banding on earthenware bowls

Figure 46D Rim sherd of a slightly flaring bowl c.120 mm diameter; off white interior; on the exterior three horizontal colour bands, the upper two dark brown thickened glaze diffusing into the white at the lower edge with a tan flow, and the third, the lowest, a band of tan with light blue at the lowest edge of the sherd (post hole 20A). Similar to Victoria Hotel, Auckland, bowl S. 613 (J. Goodwyn: pers. comm.). Similar material also found at Pompallier in 1840s and early 1850s contexts (E Clunie: pers. comm.).

Figure 46E Wall sherd of a bowl c.120 mm diameter; white interior; on the exterior, above a marked carination, two horizontal colour bands of dark brown thickened glaze diffusing into the white at the lower edge with a tan flow (post hole 24).

Not illustrated Wall sherd similar to Figure 46E, with light blue on the upper edge (post hole X); and wall sherd similar to Figure 46D with the lowest of three colour bands in grey (post hole 23). It is thought that these four sherds represent three similar carinated bowls (or possibly large London shaped cups; J. Goodwyn: pers. comm.).


Figure 46F Rim sherd of a slightly flaring bowl c.120 mm diameter; white interior; on the exterior two horizontal colour bands, the upper in dark brown thickened glaze diffusing into the white at the lower edge with a green flow, and the lower a light blue band (post hole 14).

Not illustrated Three other sherds of different bowls, each with two horizontal colour bands: two sherds of bowls 120 and 140 mm diameter with dark brown bands with green flow (post holes 15 and 25), and one sherd of a bowl c.80 mm diameter with colour bands as in Figure 46E

Figure 46G Wall sherd in yellow buff with three parallel horizontal colour bands, light blue with white either side (post hole 18).

Figure 46H Rim sherd of an open bowl c.140 mm diameter, three horizontal colour zones, the uppermost medium brown, the middle white and the lowest buff (post hole 25).





**Figure 46 Earthenware. A, hand painted; B, C, single colour banding on white; D-H, polychrome banding on white; J, K, polychrome and embossed; L, embossed white on blue; M, embossed brown.**

## 12.9 Embossed earthenware

### (a) Polychrome curvilinear decoration on embossed bowls

Figure 46J Wall sherd of a bowl c.120 mm diameter; white interior; exterior grey, curvilinear blue and white decoration applied on top of 0.5 mm embossing (post hole 17). Another sherd possibly of the same vessel (post hole 25).

Figure 46K Wall sherd of an open bowl or cup c.100 mm diameter; white interior; exterior white below carination, above carination dark brown with curvilinear white decoration applied on top of 0.4 mm embossing (post hole 14).

### (b) Single colour with white

Figure 46L Wall fragment; interior white; exterior blue, applied embossing on top of blue exterior glaze of repeated stylised ecclesiastical crosses in white forming a horizontal panel (post hole 15).

Not illustrated Two small sherds with different embossed blue on white floral patterns.

### (c) Brown

Figure 46M Rim sherd of a round-shouldered jar, shoulder diameter 140 mm, glossy dark brown exterior and interior, exterior of rim decorated with embossed roundels in a recessed zone, interior of rim recessed to hold a lid (J off room 1).

### (d) Plain white

Figure 47A Sherd of an open bowl, clear fern or leaf embossing on brim.

Not illustrated Six other vessels represented by wall sherds with vague curvilinear or floral embossing.

### (e) Plain blue

Figure 47B Wall fragment with clear stem and leaf embossing (survey hole No. 3).

Not illustrated Two fragments of an open serving platter, crenellated rim, vaguely embossed stem and leaf pattern.

### (i) Moulded handle of a serving dish lid

Figure 47C Moulded handle, stylised spray of leaves, probably for a serving dish lid, white (sign post hole).

## 12.10 Terracotta

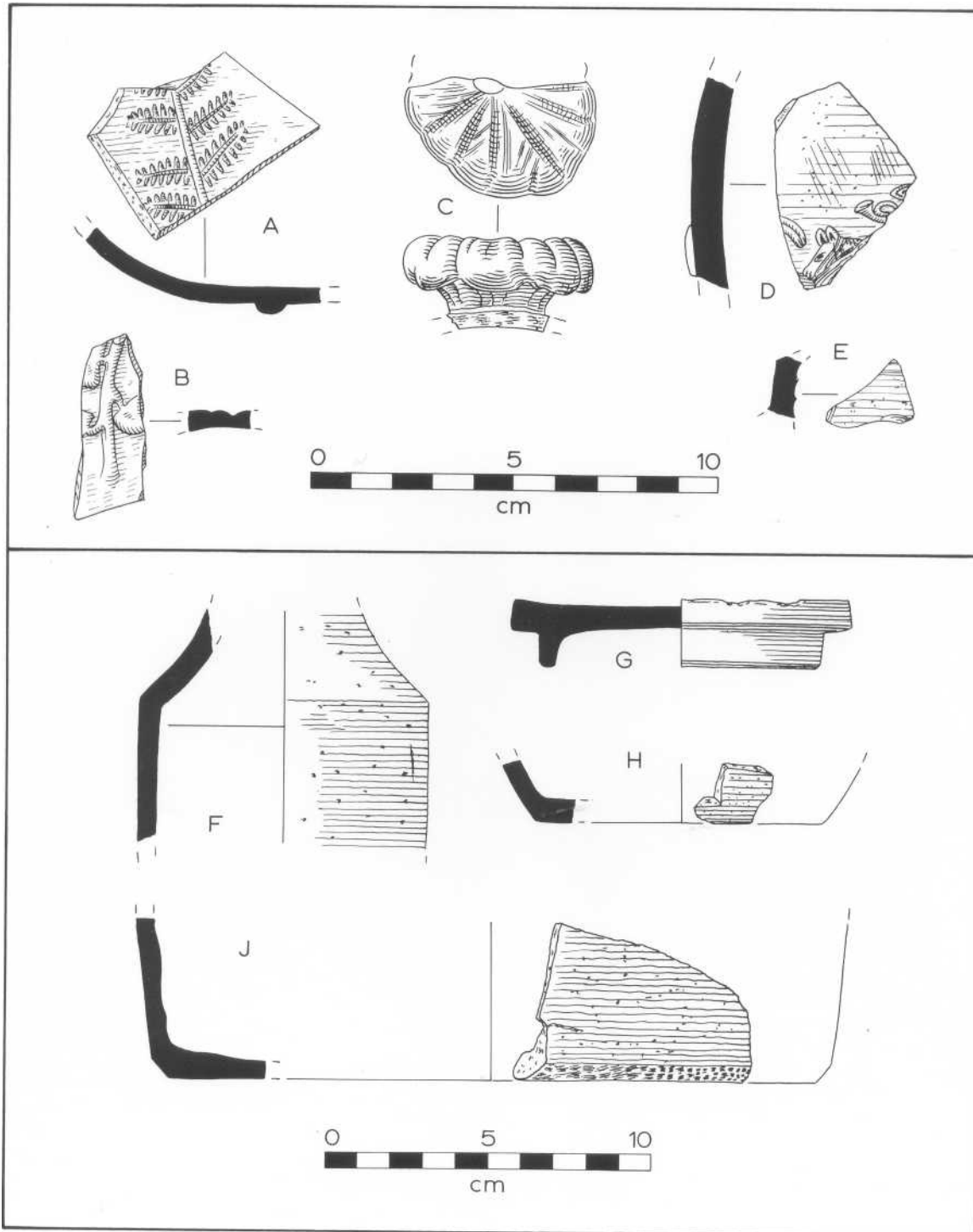
Not illustrated Plain wall sherd of porous unglazed orange terracotta, possibly a flower pot c.110 mm diameter (post hole 20A).

## 12.11 Stoneware

Figure 47D Salt glazed ornamental stoneware, light buff glazed exterior, light grey glazed interior, light grey body, exterior embossed horse's head, bugle, and paw of hunted animal (sign post hole).

Figure 47E Shoulder sherd of a slip glazed stoneware bottle; light tan glazed exterior, unglazed interior, cream body; fine horizontal decorative grooves immediately above and below shoulder; possibly curving to a handle (post hole 17).

Figure 47F Shoulder sherd of a Bristol glazed stoneware bottle, ginger beer type, exterior light tan glaze above and clear glaze below the shoulder, interior clear glaze, off white body (post hole 1A).



**Figure 47** A-C, earthenware; D-J, stoneware. A, plain white embossed; B, plain blue embossed; C, moulded handle of serving dish lid; D, embossed hunting scene; F, grooved bottle; F, Bristol glazed ginger beer bottle; G, storage jar lid; H, J, salt glazed jars.

- Figure 47G      Lid of a stoneware storage jar, off-white body, clear glaze.
- Figure 47H      Base sherd of a salt glazed stoneware jar, brown glazed exterior, unglazed interior, mid-grey body (post hole 25).
- Figure 47J      Base sherd of a salt glazed stoneware jar, tan glazed exterior, orange glazed interior, off-white body (post hole 1).
- Not illustrated      Nine plain wall sherds of nine other stoneware jars or bottles.

## APPENDIX 2

### List of Illustrations and Tables

#### ILLUSTRATIONS

- Figure 1. Maps locating Edmonds Ruins and other places in the Bay of Islands mentioned in the text. a. North Island, New Zealand, showing location of map b. Bay of Islands area, showing the location of map c. Kerikeri Inlet, showing the location of Edmonds Ruins.
- Figure 2. Plan of the Edmonds Ruins area. (For "sheep pen", "burial ground", "stockyard" and the well, compare Figure 6.)
- Figure 3. Edmonds Ruins, east front, 1992 (Aidan Challis).
- Figure 4. Edmonds Ruins from the north east, 1964 (R.I.M. Burnett; Historic Places Trust photograph collection No. 1381), reproduced with the permission of the New Zealand Historic Places Trust.
- Figure 5. Plan of Kerikeri Township Suburban Allotments (Clarke 1860). Part of SO 949E, reproduced with the permission of the Department of Survey and Land Information.
- Figure 6. Old Land Claim Plan 213 (Fairbum 1871). Part of plan, reproduced with the permission of the Department of Survey and Land Information.
- Figure 7. Photograph of the Edmonds home before the fire of 1885-1886 (Waimate Mission House Collection, Historic Places Trust), courtesy of Mrs Pearl Marsh and Mrs Cath Ferguson.
- Figure 8. Edmonds Ruins, ground plan.
- Figure 9. Phase 1 interior: west wall, northern end, 1992 (Aidan Challis).
- Figure 10. Phase 2 interior: fireplace and chimney, north wall, 1992 (Aidan Challis).
- Figure 11. Bread oven structure, south-west room, 1992 (Aidan Challis).
- Figure 12. The annexe structure from the north, 1992 (Aidan Challis).
- Figure 13. Plan of holes dug in 1992-93. Fence post holes 1-25 after Taylor 1992; survey holes after Naylor 1993.
- Figure 14. Hand tools. A, mason's stone-hammer; B, mason's wedge; C, lathing hatchet; D, American axe; E, chisel; F, spade; G, sickle; H, pitchfork; J, draw knife; K, whetstone.
- Figure 15. Iron horse gear. A, horse shoe; B, saddle tree arch; C, pack horse saddle tree arch; D, E, F, snaffle bits; G, H, harness rings.
- Figure 16. Iron farm machinery. A, B, draw bar fittings; C, plough mould board; D, cultivator tine; E, machine component; F, draught chain hook; G, chain link; H, ferrule; J, shaft clamp; K, ring.
- Figure 17. A, powder flask; B, shot mould; C-K, fishing net weights; L, fishing line weight; M, fishing net weight.

- Figure 18. Wax vesta tin matchboxes.
- Figure 19. Clothing attachments. A-L, buttons; M, belt clasp; N, braces strap feeder.
- Figure 20. A, buckle plate; B, wire clip; C, trinket box clasp; D, drape hook; E, slate pencil; F, lead pencil; G, lead weight; H, cartridge; J,K, chert Maori artefacts.
- Figure 21. A, D, shoe heels; B, C, E, heel plates; F-H, writing slates.
- Figure 22. A, brass hinge; B, concertina reed plate; C, D, padlocks; E, buckle; F, trunk handle; G, bed frame bolt.
- Figure 23. A, B, iron bed frame.
- Figure 24. A, B, dessert forks; C, butter knife; D, possible fork; E, butcher's knife; F, iron phial; G, H, wire handles; J, scissors.
- Figure 25. A, steel hand flour mill; B, mincer or feed grinder; C, keg strapping; D, charcoal iron.
- Figure 26. Iron pots.
- Figure 27. Smith and Wellstood portable kitchen range.
- Figure 28. Fireplace hardware. A, firedog; B, crane bracket; C, pot hook; D, chimney register; E, ventilation plate; F, G, range fragments; H, curb fender; J, possible fireguard; K, possible fireplace or oven door panel.
- Figure 29. Door frame to bread oven.
- Figure 30. A-C, rim locks; D, door knob; E-G, butt-hinges; H, flat hinge; J-L, strap hinges; M, grab handle; N, truss bolt.
- Figure 31. Iron and steel nails. A-D, wedge pointed rose heads; E-J, square heads; K, L, clouts; M, N, flat heads.
- Figure 32. Steel nails. A, B, cut brads; C, cut T head; D, cut spike; E, F, cut T heads or clasp heads; G-J, wire rose heads; K, L, wire rhomboid heads; M, wire jolt head; N, P, wire flat heads.
- Figure 33. A-E, copper nails, flat head; F, copper bolt; G, copper washer; H-K, copper nails, rose head; L, copper sheathing; M, iron clout with copper head; N, P, steel tacks; Q, R, iron screws; S, lead nail head; T, alloy washer.
- Figure 34. A-F, unidentified iron objects; G, H, bricks.
- Figure 35. Black glass. A-D, probably beer bottles; E-G, case gin bottles; H, oval or rectangular pot.
- Figure 36. Green glass bottles. A, B, ring seal lips; C, probably beer; D-F, probably ring seal beer; G, bevelled rectangular.
- Figure 37. A-C, blue glass bottles; D-V, aqua or clear bottles. A, B, probably poison; C, embossed pharmaceutical; D-F, Davis Vegetable Pain Killer; G-M, probably pharmaceutical; N, hand lipped rim; P, Q, bead and skirt lips; R-T, probably sauce or salad oil; U, probably ring seal cognac or brandy; V, aerated water.

- Figure 38. A-C, drinking glasses; D, wine glass; E,F, glass bowls; G-J, glass lamp chimnies; K, kerosene flat-wick burner; L, possible lamp bolt; M, spectacle lens.
- Figure 39. Clay pipes.
- Figure 40. Plain glazed earthenware. A, brown tea pot; B, blue cup; C, blue-green cup; D, cream cup; E, buff pie dish.
- Figure 41. Earthenware, hair lining and edge banding. A-C, blue; D, gilt; E, red; F, G, green.
- Figure 42. Blue on white transfer printed earthenware.
- Figure 43. Blue on white transfer printed earthenware.
- Figure 44. Transfer printed earthenware. A-E, purple on white; F-H, grey on white; J, black on white.
- Figure 45. Transfer printed earthenware: A,B, brown on white; C, green on white; D-F, red on white. G, ceramic marble.
- Figure 46. Earthenware. A, hand painted; B, C, single colour banding on white; D-H, polychrome banding on white; J, K, polychrome and embossed; L, embossed white on blue; M, embossed brown.
- Figure 47. A-C, earthenware; D-J, stoneware. A, plain white embossed; B, plain blue embossed; C, moulded handle of serving dish lid; D, embossed hunting scene; E, grooved bottle; F, Bristol glazed ginger beer bottle; G, storage jar lid; H, J, salt glazed jars.

## **TABLES**

	<i>Page</i>
Table 1. Types and sizes of steel nails.	60
Table 2. Types and minimum numbers of bottles.	66
Table 3. Minimum numbers of earthenware vessel forms.	76
Table 4. Numbers of sherds and minimum numbers of vessels of ceramic types.	78