

Figure 32 Steel nails. A, B, cut brads; C, cut T head; D, cut spike; E, F, cut T heads or clasp heads; G-J, wire rose heads; K, L, wire rhomboid heads; M, wire jolt head; N, P, wire flat heads.

- Figure 32E Steel cut T head or wrought clasp head nail (McGowan 1985: fig. 37(a) and (b)), 44 mm (G off room 3).
- Figure 32F Steel cut T head or clasp head nail, 68 mm (I between room 1 and room 2).
- Figure 32G Steel wire rose head nail, major brackets on the underside of the head, ribs on the upper shaft, 4 facets at the point, 132 mm, Varman rose head nail type II common in the 1880s in Australia (Varman 1980: 37, fig. L), used at Pompallier from 1879 (E Clunie: pers. comm.; J off room 1).
- Figure 32H Steel wire rose head nail, Varman type II, similar to Figure 32G, 82 mm (J off room 1).
- Figure 32J Steel wire rose head nail, Varman type II, similar to Figure 32G, 56 mm (J off room 1).
- Figure 32K Steel wire rhomboid head nail, type used in Australia from the 1890s (Varman 1980: 34, fig. M and N), elsewhere described as proto-jolt head (Bedford 1986: fig. 22j), 72 mm (I between room 1 and room 2).
- Figure 32L Steel wire rhomboid head nail, 4 facets at the point, 105 mm (I between room 1 and room 2).
- Figure 32M Steel wire jolt head nail, possibly twentieth century (Bedford 1986: fig. 221, 55 mm; I between room 1 and room 2).

Table 1 Types and sizes of steel nails.

Types of nails	Total	Length of nails to nearest 10 mm												
		Incom- plete	20	30	40	50	60	70	80	90	100	110	120	130
Cut Nails														
hook head brad	26	9				3	10	3	1					
T head	5				2	2		1						
square head	60	18	1	4	7	9	10	4	5	1			1	
rose head	42	8		4	11	11	5		3					
flat head	5				2					1				
clout head	2	2				1			1					
unidentifiable	44	44												
TOTAL cut nails	184	81	1	8	22	26	25	9	10	1			1	
Wire Nails														
rose head	31	2				2	5	12	8				1	1
rhomboid head	5	1							3				1	
jolt head	2	1						1						
flat head	8				4	2	1	1						
unidentifiable	15	15												
TOTAL wire nails	61	19			4	4	7	16	8				2	1




Figure 33 A-E, copper nails, flat head; F, copper bolt; G, copper washer; 11-K, copper nails, rose head; L, copper sheathing; M, iron clout with copper head; N, P, steel tacks; Q, R, iron screws; S, lead nail head; T, alloy washer.

Figure 32N Steel wire flat head nail, 45 mm (A off room 3). Flathead wire nails were in use at Pompallier from the 1840s (E Clunie: pers. comm.).

Figure 32P Steel wire flat head nail, 66 mm (J off room 3).

(For numbers of iron nails of various types, see Table 1.)

9.3 Copper nails

Figure 33A Square sectioned flat round head nail, 30 mm (post hole 25).

Figure 33B Similar to Figure 33A, 42 mm (post hole 13).

Not illustrated Four small copper nails similar to Figure 33A, 30 mm, 42 mm, and two incomplete (possibly from the boathouse site P5/512; McPike 1984: 3).

Figure 33C Square sectioned flat round head nail, 47 mm (A off room 3).

Figure 33D Square sectioned flat round head nail, 25 mm, with a diamond shaped washer soldered towards the point (post hole 25).

Figure 33E Square sectioned flat round head nail, 92 mm (Figure 33E- H possibly from the boathouse site P5/512; McPike 1984: 3).

Figure 33F Square sectioned copper bolt, rose head, 80 mm, expanded flattened end, copper washer.

Figure 33G Copper washer similar to Figure 33E

Figure 33H Square sectioned rose head nail, 55 mm.

Figure 33J Square sectioned rose head nail, point broken off, 33 mm, probably twentieth century (post hole 14).

Figure 33K Square sectioned rose head nail, 78 mm, probably twentieth century (E off room 2).

9.4 Miscellaneous fixings and scrap

Figure 33L Fragment of tubular copper sheathing, two carefully made circular holes 11 mm diameter; another similar not illustrated (A off room 3).

Not illustrated Fragment of scrap copper flashing, and two small pieces of copper sheet offcut (A off room 3, and post hole 13).

Figure 33M Flat head iron clout, copper alloy covering to the head (post hole 13).

Figure 33N Flat head cut steel tack, 12 mm (post hole 12).

Figure 33P Flat head cut steel tack similar to Figure 33N, 14 mm, thin iron sheet held behind the head (post hole 13).

Figure 33Q Iron countersunk wood screw, 26 mm (post hole 14A).

Figure 33R Iron countersunk blunt pointed wood screw, 40 mm (J off room 3), pre-1845 type (Rempel 1980: 103).

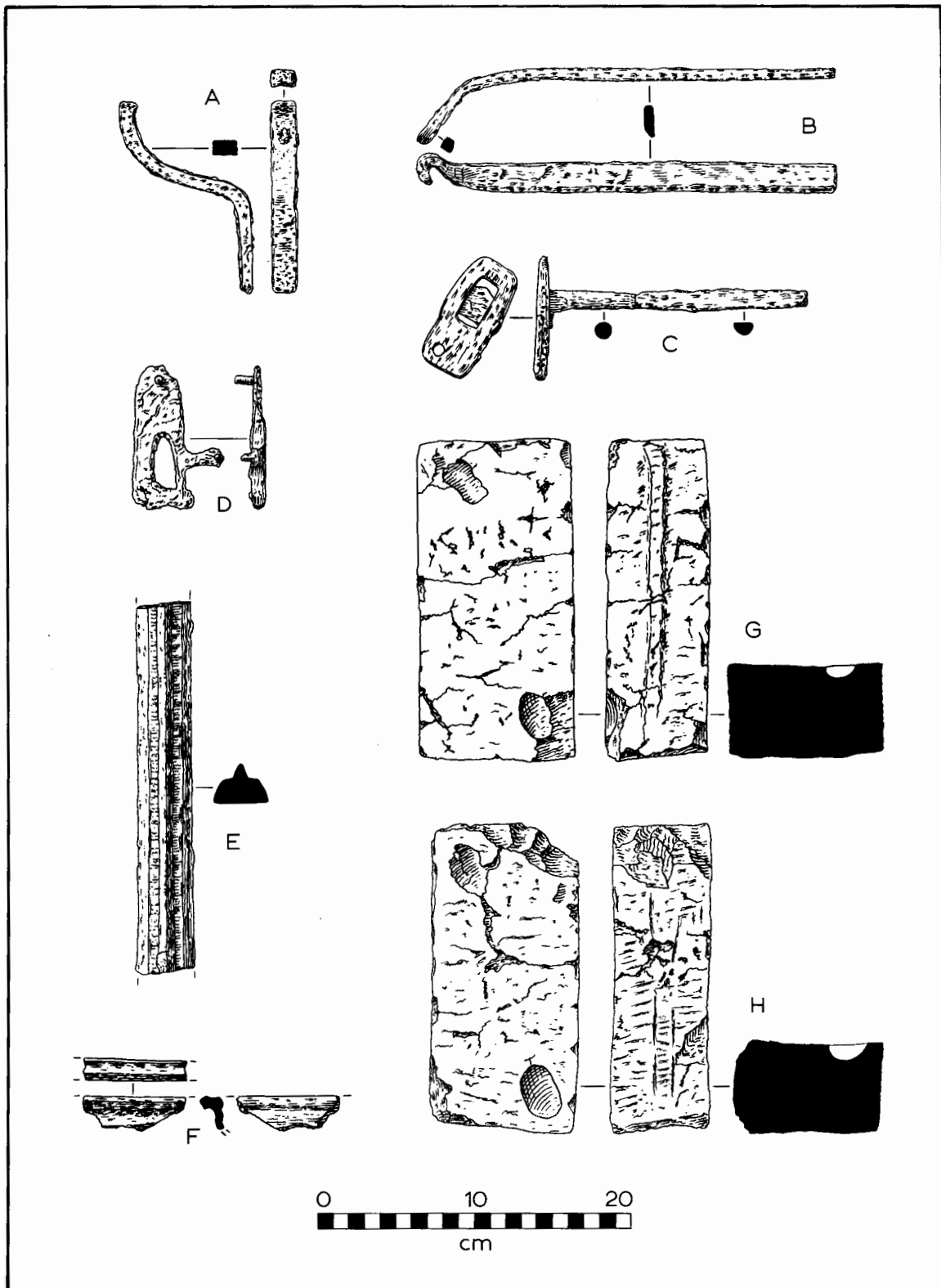


Figure 34 A-F, unidentified iron objects; G, H, bricks.

- Figure 33S Hand made lead flat top nail head, probably pre-1870, after which lead head nails were factory made.
- Not illustrated Four small fragments of worked lead, and two of lead alloy casting slop or fire affected material.
- Figure 33T Small washer, probably zinc alloy.
- Not illustrated Two fragments of zinc or zinc alloy casting slop or fire affected material.

9.5 Unidentified iron artefacts

- Figure 34A Hand forged iron bar with double curve, no apparent attachments, beaten at one end, possibly a bent structural spike or associated with stone masonry (post hole 14).
- Figure 34B Hand forged iron bar, hooked at one end with one bevelled edge, possibly a gate latch.
- Figure 34C Iron rod protruding from a hand forged tapering plate, possibly part of a fire grate (hearth).
- Figure 34D Very corroded riveted cast iron fragment, possibly part of the cast iron range, Figure 27 (B off room 3).
- Figure 34E Length of decoratively moulded linear iron casting, possibly from a stove or fireplace.
- Figure 34F Fragment of decoratively moulded linear iron casting (post hole X).
- Not illustrated Two short lengths of tubular iron 17 and 18 mm diameter, one short length of 2 mm diameter iron wire, five short lengths of iron strapping 10 mm to 38 mm wide, and 5 small pieces of sheet iron (various post holes).

9.6 Bricks

- Figure 34G Irregular hand made brick with thumb impressions at opposite corners of one face; light orange, superficial firing cracks, clear moulding marks down the middle of one side; mix includes fine sand, some small gravel and abundant grog; size 205 X 96 X 63 mm, weight 1.78 kg; some mortar attached at one end; similar to bricks at Te Waimate Mission House thought to have been made locally in the 1830s.
- Figure 34H Similar to Figure 34G, size 192 X 93 X 60 mm, weight 1.67 kg, no mortar attached.
- Not illustrated Small brick fragments of material consistent with Figures 34G and H (post holes 1A, 20A and X).

10. GLASSWARE

(For numbers of bottles of various types, see Table 2.)

10.1 Black glass bottles

- Figure 35A Rim and neck of a black beer or whisky bottle, possibly the same vessel as Figure 35D, uneven lip hand applied using a lipping tool; cone collar and skirt type (Bedford 1986: fig. 1D), twist marks on neck.
- Figure 35B Rim and neck of a black beer or whisky bottle, lip hand applied using a lipping tool, cone collar and skirt type, twist marks on neck, line of horizontal mould at shoulder (post hole 1).

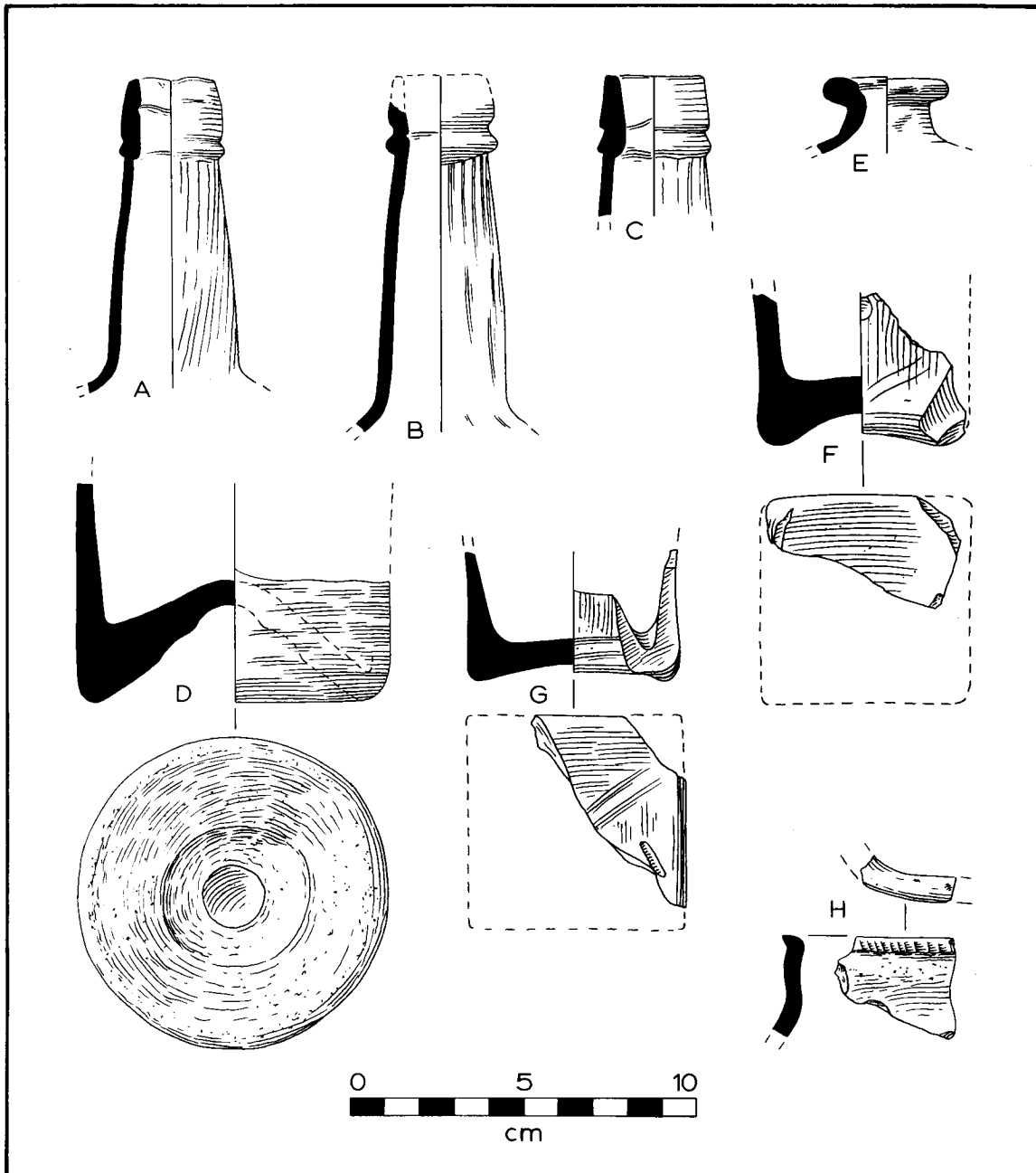


Figure 35 Black glass. A-D, probably beer bottles; E-G, case gin bottles; H, oval or rectangular pot.

- Figure 35C Rim of a black bottle, probably beer, regular lip hand applied using a lipping tool, collar and skirt type (Bedford 1986: fig. 1E).
- Figure 35D Base of a black hand blown bottle, probably beer or whisky, tool formed kick-up base and cone shaped bare iron pontil scar typical of the 1870s and 1880s (Tasker 1989: 29).
- Not illustrated Small fragments of at least eight other black beer or whisky bottles, 85-95 mm diameter, hand blown with kick-up bases (from various post holes and elsewhere).
- Figure 35E Neck and rim of a black case gin bottle, Bedford type h (Bedford 1986: fig. 3h), hand applied pig snout lip (Bedford 1986: fig. 2AA), twist marks on neck, pre-1875 type (Tasker 1989: 48; post hole 12), found in 1840s and 1850s contexts at Pompallier (E Clunie: pers. comm.; cf. Maingay 1993: fig. 32).
- Figure 35F Moulded base of a square black case gin bottle (post hole 25).

Table 2 Types and minimum numbers of bottles.

Type of bottle	Examples illustrated	Number
Black		
Beer or whisky	Figure 35 A-D	11
Case gin	Figure 35 E-G	6
Sub total		17
Green		
Ring seal beer	Figure 36 A-F	7
Bevelled rectangular	Figure 36G	1
Other		17
Sub total		25
Blue		
Hexagonal poison	Figure 37A	1
Vertically ribbed poison	Figure 37B	1
Embossed pharmaceutical	Figure 37C	1
Castor oil		2
Other		5
Sub total		10
Aqua or clear		
Rectangular pharmaceutical	Figure 37 D-K	19
Other pharmaceutical	Figure 37 LTM	2
Salad oil or sauce	Figure 37 R-T	7
Cognac/brandy ring seal	Figure 37U	1
Aerated water	Figure 37V	5
Other	Figure 37 N-Q	17
Sub total		51
Brown		
Pharmaceutical		2
Crown cap beer		1
Sub total		3
TOTAL		106

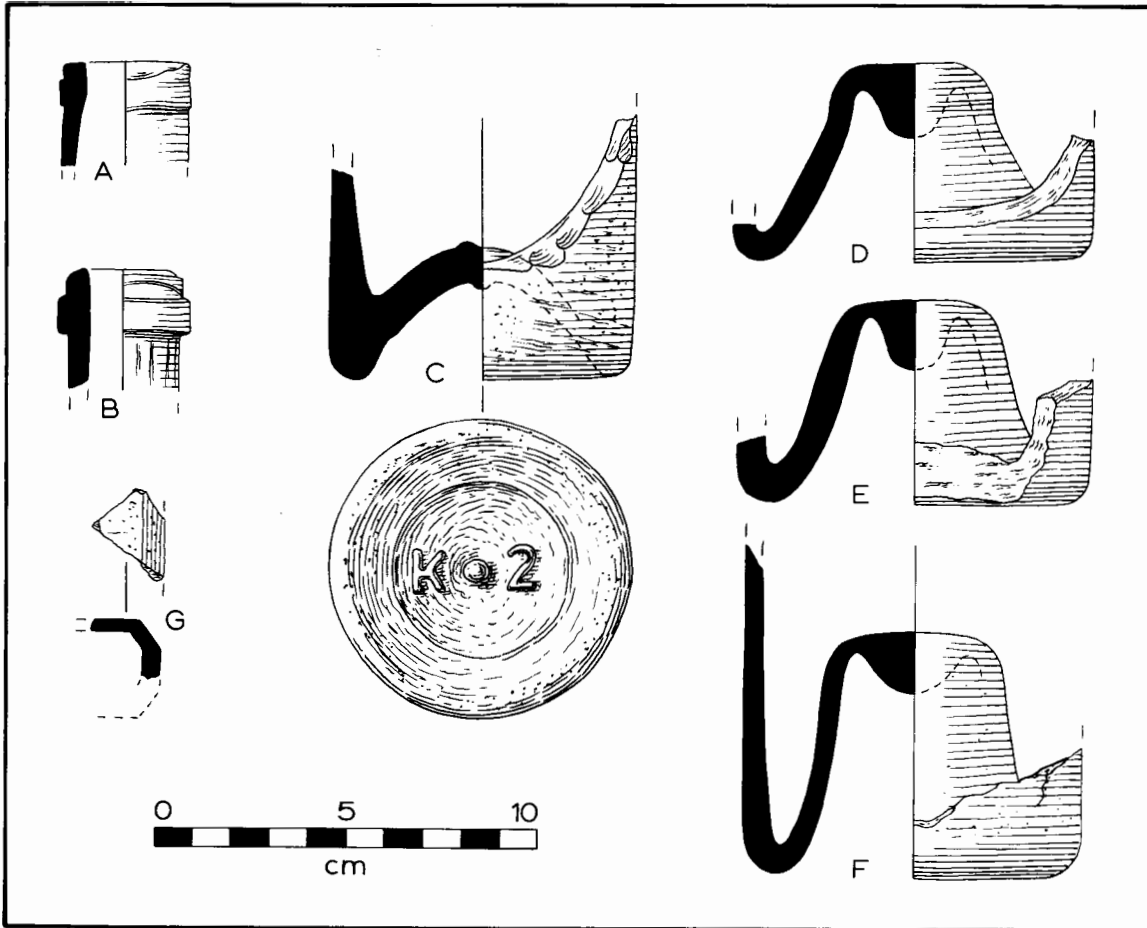


Figure 36 Green glass bottles. A, B, ring seal lips; C, probably beer; D-F, probably ring seal beer; G, bevelled rectangular.

- Figure 35G Moulded base of a square black case gin bottle (post hole X).
- Not illustrated Small fragments of three black or very dark green case gin bottles (from post holes and elsewhere).
- Figure 35H See section 10.6, household glassware.

10.2 Green glass bottles

- Figure 36A Irregular hand applied ring seal lip (Bedford 1986: fig. 1A) of a moulded green bottle (post hole 20A).
- Figure 36B Irregular ring seal lip of a moulded green bottle, hand applied using a lipping tool, possibly the same vessel as one of Figures 36D, E or F (post hole 6).
- Figure 36C Base of a green glass bottle, probably beer, hand blown, cradle moulded base with a small central pimple or mamelon (Ritchie and Gumbley 1992: 31) and embossed lettering "K2", probably a mould number or batch number; typical of the pre-1865 period (N.A. Ritchie: pers. comm.).
- Figure 36D Base of a large green glass bottle, probably moulded ring seal beer type (Bedford 1986: fig. 3a), deep conical kick-up; typical of the period 1880-1920 (Ritchie 1986: 161).
- Figure 36E Similar to Figure 36D.
- Figure 36F Similar to Figure 36D.
- Figure 36G Wall fragment of a bright green bottle, probably bevelled rectangular (Bedford 1986: fig. 3x), possibly perfume (post hole 4).
- Not illustrated Small fragments of at least 19 other green bottles of which 2 appear to be ring seal beer. Others may include various alcohol, soft drink, pickle and vinegar bottles (all post holes).

10.3 Blue glass bottles

- Figure 37A Wall fragment of a vivid blue small hexagonal moulded poison or pharmaceutical bottle (post hole 10).
- Figure 37B Wall fragment of a dark blue moulded bottle with raised vertical ribs, probably for poison (post hole 14A).
- Figure 37C Wall fragment of a blue glass round bottle, probably pharmaceutical, embossed ". . . AS ... HO . . .", (post hole 5).
- Not illustrated Small fragments of at least seven other blue bottles, of which two are plain blue bottles 40-50 mm diameter, possibly castor oil type (Ritchie and Gumbley 1992: fig. 4.1.20; various post holes).

10.4 Aqua or clear glass bottles

- Figure 37D Fragment of the side of an aqua moulded rectangular panel bottle (Bedford 1986: fig. 3y), embossed ". . . AIN . . .", probably Davis Vegetable Pain Killer (Sullivan 1984; Chester 1988: 137, Reg. No. 240). Embossed lettering on panel bottles began c.1867 (Macready and Goodwyn 1990: 82; post hole 8).
- Figure 37E Fragment of the side of an aqua rectangular panel bottle similar to Figure 37D, embossed ". . . N KI . . ." (post hole 8).




Figure 37 A-C, blue glass bottles; D-V, aqua or clear bottles. A, B, probably poison; C, embossed pharmaceutical; D-F, Davis Vegetable Pain Killer; GM, probably pharmaceutical; N, hand tipped rim; P, Q, bead and skirt lips; R-T, probably sauce or salad oil; U, probably ring seal cognac or brandy; V, aerated water.

- Figure 37F Similar to Figure 37D, embossed ". . . KI . . ." (post hole 14A).
- Figure 37G Four surviving fragments of a moulded aqua bevelled rectangular bottle (Bedford 1986: fig. 3x), embossed ". . . RECTIONS IN THE ... AMPHLET", directions in the pamphlet, pharmaceutical (post holes X and 25).
- Figure 37H Two surviving fragments of a bottle similar to Figure 37G, embossed ". . . S". (post hole Y).
- Figure 37J Fragment of a small moulded aqua rectangular panel bottle; lipping consisting of rolling over to the interior; the first letter of embossed lettering visible; pharmaceutical (survey hole No. 3).
- Figure 37K Fragment of an aqua bevelled rectangular bottle (Bedford 1986: fig. 3x).
- Not illustrated Small fragments of at least 20 other aqua rectangular and panel bottles, probably pharmaceutical (Bedford 1986: fig. 3 w-z; various post holes).
- Figure 37L Fragment of a simple hand-applied laid-on ring lip of an aqua bottle to strengthen for cork attachment (Tasker 1989: 33), probably pharmaceutical (post hole X).
- Figure 37M Base fragment of a small round moulded aqua phial (cf. Ritchie and Gumbley 1992: fig. 4.1.53), probably pharmaceutical (post hole 20).
- Figure 37N Aqua rim fragment, hand lipped with a small mouth band (Bedford 1985: fig. 2X; post hole 15).
- Figure 37P Aqua rim and neck fragment, bead and skirt lip hand applied with a lipping tool (Bedford 1986: fig. 2T), twist marks on neck, sauce bottle or pharmaceutical panel bottle (post hole 6).
- Figure 37Q Rim and neck fragment similar to Figure 37P
- Figure 37R Wall fragment of a fluted aqua salad oil bottle (post hole X).
- Figure 37S Neck fragment of an aqua salad or olive oil bottle, horizontal ribs (cf. Prickett 1981: fig. 4.20e; post hole X).
- Figure 37T Neck fragment of an aqua sauce or salad or olive oil bottle, horizontal rib on neck (post hole 7).
- Figure 37U Aqua bottle rim fragment, ring seal lip hand applied using a lipping tool (Bedford 1986: fig. 1A), probably from a ring seal cognac or brandy bottle (Bedford 1986: fig. 3k), type dated to 1885-1920 (Ritchie 1986: 160; post hole 25).
- Figure 37V Base of a moulded aqua aerated water bottle.
- Not illustrated Small fragments of at least 34 other aqua or clear round glass bottles, of which 4 appear to be aerated water and 4 salad oil or sauce (various postholes).

10.5 Brown glass bottles

- Not illustrated Small fragments of brown glass moulded bottle, possibly of rectangular (post hole 24) and round (post holes 20 and 20A) pharmaceutical bottles, and a crown cap beer (Ritchie and Gumbley 1992: 59-60; Bedford 1986: fig. 3e), probably early twentieth century.

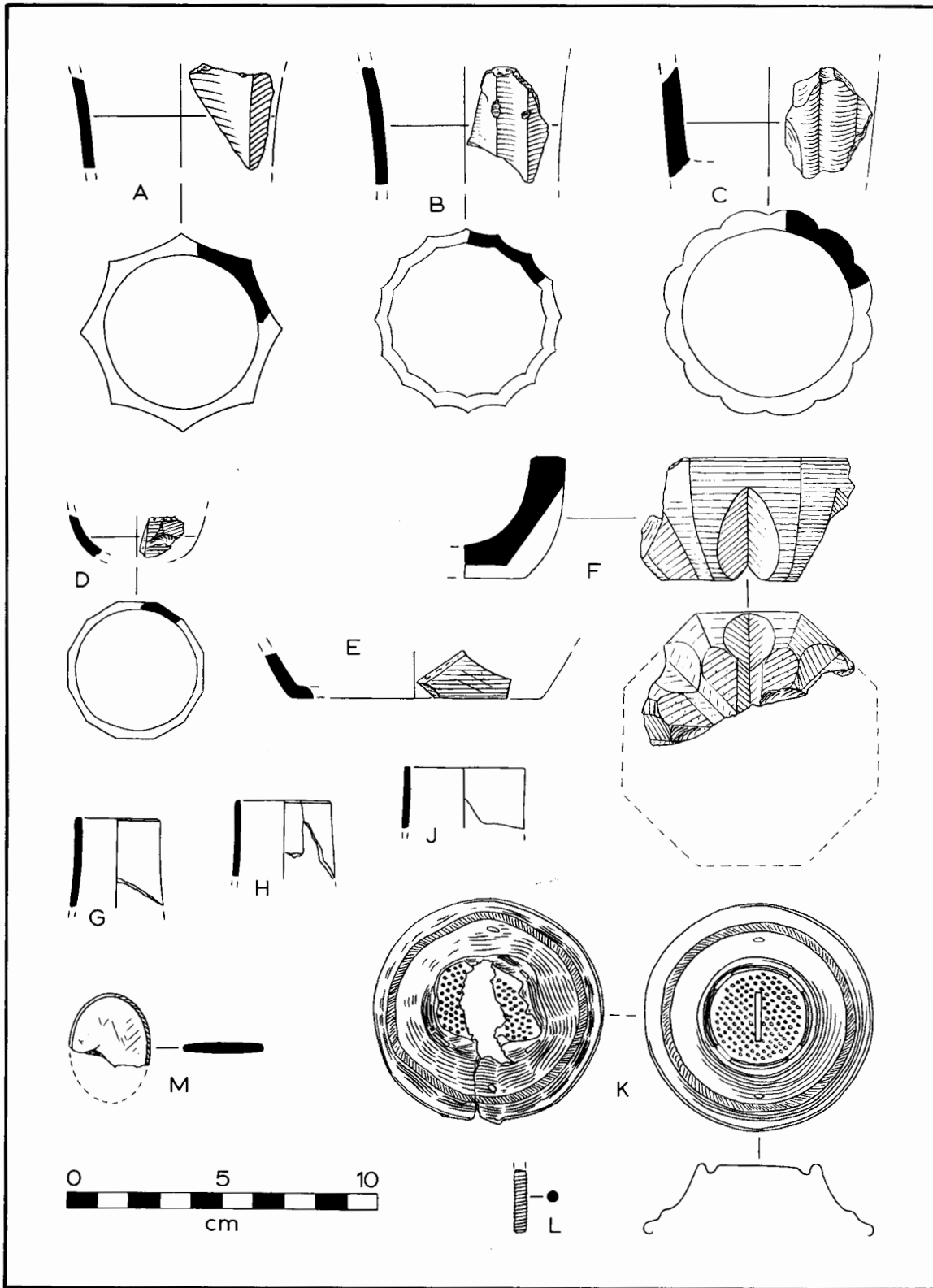


Figure 38 A-C, drinking glasses; D, wine glass; E,F, glass bowls; GJ, glass lamp chimneys; K, kerosene flat-wick burner; L, possible lamp bolt; M, spectacle lens.

10.6 Household glassware

- Figure 35H Rim fragment of an oval or rectangular black glass pot, hand tooled everted rim.
- Figure 38A Wall fragment of a clear moulded fluted drinking glass, 8 facets (post hole 1).
- Figure 38B Wall fragment of a clear drinking glass similar to Figure 38A, 16 facets (post hole 8).
- Figure 38C Wall fragment of a clear moulded crenulated drinking glass, 12 ribs (post hole 24).
- Not illustrated Small fragment of a clear crenulated drinking glass (post hole 18).
- Figure 38D Bowl fragment of clear cut glass, probably a wine glass (post hole 25).
- Figure 38E Base fragment of a clear moulded bowl, possibly embossed (post hole 19).
- Figure 38F Fragment of a clear moulded hexagonal bowl.
- Figures 38G-L See section 7.5, kerosene lamps.
- Figure 38M Part of a clear glass oval convex lens, c.45% magnification, in focus up to 150 mm from the surface to be viewed, ground edges for setting in a frame, probably reading spectacles (survey hole No. 1).

10.7 Window glass

- Not illustrated From all post holes, fragments of flat glass, thought to be window glass, ranging from 0.8 to 2.9 mm thick. The commonest thickness is 1.8 to 2.1 mm (50% of 352 fragments), and also a significant quantity is 1.0 to 1.2 mm (20%). In the Pacific Northwest, window glass thickness was progressively increased during the nineteenth century (Roenke 1978). It is possible that two main deliveries are represented in the material.

11. CLAY PIPES

- Figure 39A Bowl rim fragment impressed "MILO ... RAND", probably Milo Strand, with rouletted rim (cf. Macready and Goodwyn 1990: fig. 14, P26); Milo operated in London 1860-1870 (post hole 25).
- Figure 39B Bowl rim fragment impressed "T", possibly TD (cf. Macready and Goodwyn 1990: fig. 14, P42), or TW (cf. Maingay 1993: fig. 29; post hole 15).
- Figure 39C Bowl rim fragment with vertical ribbing in relief (cf. Macready and Goodwyn 1990: fig. 16: P72 and 73), a common nineteenth century form (post hole 14A).
- Figure 39D Bowl fragment with vertical relief ribbing similar to Figure 39C (post hole 4).
- Figure 39E Bowl fragment with relief ribbing similar to Figure 39C (post hole 20).
- Figure 39F Bowl fragment with relief ribbing similar to Figure 39C and a small flat spur (post hole 12).
- Figure 39G Bowl fragment impressed ". . . GATE", possibly Gallowgate, possibly the maker Christie, Glasgow, 1860-1870 (Jack 1986: 128; post hole 9).




Figure 39 Clay pipes.

- Figure 39H Stem fragment, impressed "GL ..." and "... ALL", probably Glasgow, McDougall, a major nineteenth century supplier to Australia and New Zealand (cf. Prickett 1981: fig. 4.27; post hole 25).
- Figure 39J Stem fragment, impressed "GLASGOW" and "... DOUGALL", similar to Figure 39H (post hole 3).
- Figure 39K Stem fragment, impressed "... OW", probably Glasgow (F off room 1).
- Figure 39L Stem fragment with small spur, impressed "GLAS ...", probably Glasgow (F off room 1).
- Figure 39M Stem fragment, impressed "... YDNEY" and "DIXSO ...", made for Hugh Dixson, tobacco merchant in Sydney 1839-59 and 1863-1902 (Wilson and Kelly 1987: 21). Four similar stem fragments from Moa-bone Point Cove, Sumner, are in the Canterbury Museum (e.g., E. 162.328).
- Figure 39N Stem fragment, impressed "BUDGEREE", "SQUATTERS", a type made for the Australian market, date and maker unclear, found in 1850s contexts (Wilson and Kelly 1987: 6, 21; survey hole No. 1) and also found at Pompallier, Russell (Maingay 1993: fig. 29).
- Figure 39P Plain stem and mouthpiece fragment, crudely cut, unformed, varnished orange/yellow/green; only 4 out of 25 stem fragments from the site are varnished (post hole 8).
- Figure 39Q Stem fragment with relief decoration of raised curvilinear and straight lines and dots, varnished brown/yellow (cf. Macready and Goodwyn 1990: fig. 15, P63; post hole 16).
- Figure 39R Stem and mouthpiece fragment, moulded to an expanded diamond shaped lip (post hole X).
- Figure 39S Plain mouthpiece fragment, mouthpiece filed smooth at a breakage (post hole 20).
- Not illustrated Other unmarked fragments, 15 bowl and 15 stem, 2 of the stems with orange/brown varnish (various post holes and elsewhere).

12. CERAMICS

12.1 Plain white glazed semi-porcelain

- Not illustrated Three sherds of a saucer 140 mm diameter, 2 mm thick (post holes 4 and 5); one sherd of a cup foot ring 1 mm thick (post hole 25); two vessels not from the same set. Also found in 1840s and 1850s contexts at Pompallier (F Clunie: pers. comm.).

12.2 Plain coloured earthenware

(a) White

- Not illustrated A minimum number of 52 vessels represented by 119 sherds, vessel forms as listed in Table 3.

(b) Brown

- Figure 40A Sherd of a globular tea pot, body diameter 135 mm, glossy medium brown glaze (survey hole No. 3).

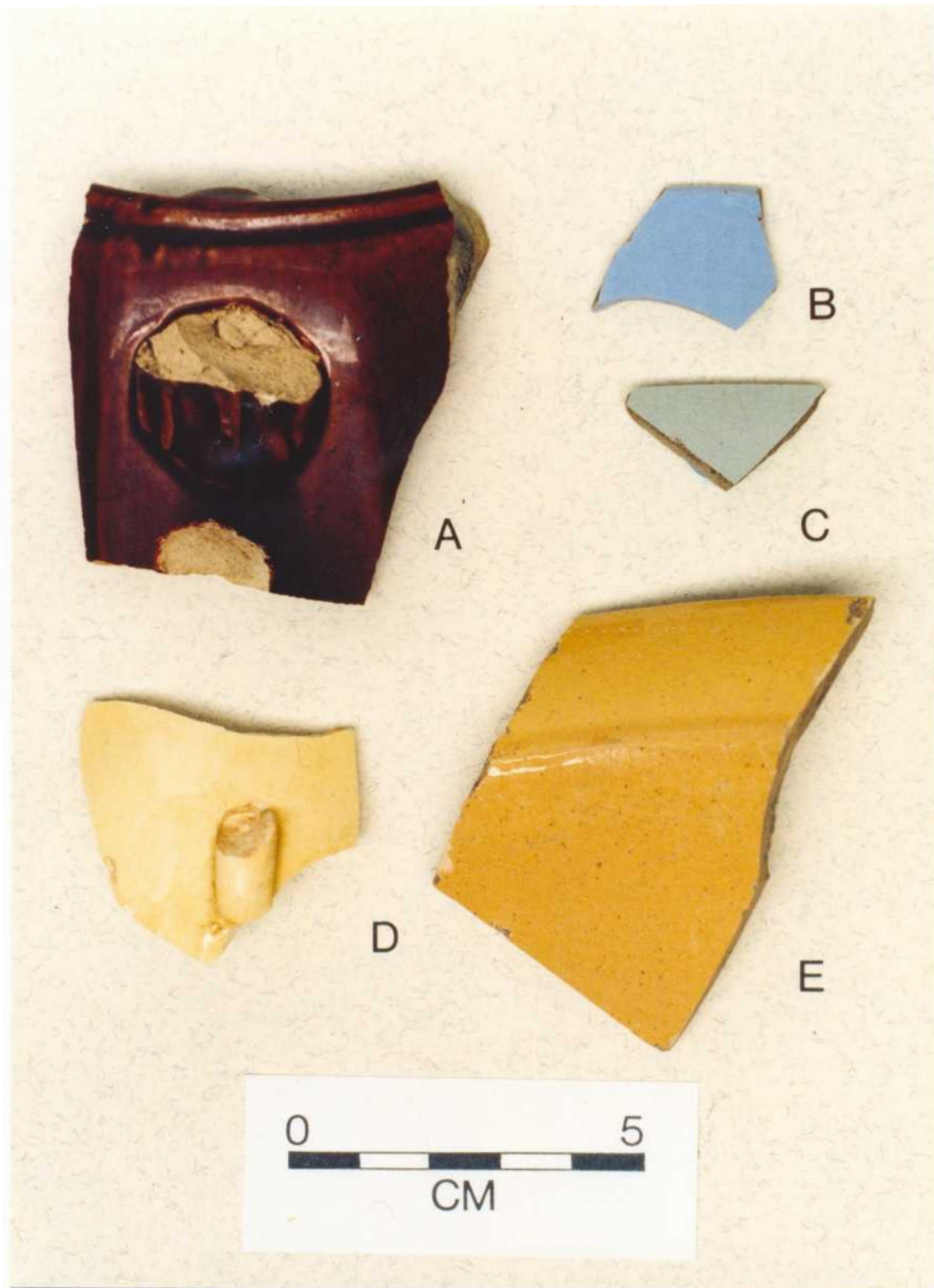


Figure 40 Plain glazed earthenware. A, brown tea pot; B, blue cup; C, blue-green cup; D, cream cup; E, buff pie dish.

Not illustrated Sherds of three other brown glazed vessels: tea pot, glossy lustrous dark brown glaze (sign post hole); tea pot, glossy dark brown glaze, 80 mm diameter (survey hole No. 2); very coarse low fired round-shouldered jar, dark brown glaze, shoulder diameter 100 mm (post holes 18, 19 and 21).

(c) **Blue**

Figure 40B Five sherds of a cup 85 mm diameter, exterior medium blue, interior white, pastel blue body (post hole 19).

Not illustrated A minimum number of 6 vessels represented by 13 sherds, exterior and interior blue, blue body, probably representing two tea and/or dinner sets.

(d) **Blue-green**

Figure 40C Three sherds of a cup 80 mm diameter, exterior blue-green, interior off-white (post hole 25). Similar to sherds found at Pompallier (F Clunie: pers. comm.).

Not illustrated Wall sherd of a jug or bowl 120 mm diameter, light blue-green (post hole 21).

(e) **Cream**

Figure 40D Twenty-five substantially joining sherds of a cup 70 mm diameter, 78 mm high, plain cream exterior and interior.

Not illustrated Thirteen sherds of 8 other vessels; 4 cups, 2 tea plates, 2 bowls/jugs.

Table 3 Minimum numbers of earthenware vessel forms.

Vessel form	Plain white	Plain colour	Hair lining and edge banding	Transfer printed	Colour banding and polychrome	Embossed	TOTAL
mug	2		5	1			8
cup	10	6	2	26	1		45
saucer	12	2	2	29			45
tea plate	3	5	1	25		2	36
bowl or jug	2	5	2	12	11	4	36
tea pot		3					3
dinner plate	4	3	4	20		2	33
serving dish	8		1				9
serving dish lid	1					1	2
pie dish		3					3
chamber pot or washing bowl	1						1
wash jug				1			1
soap dish	1						1
ointment pot	1			2			3
jar	5	1				1	7
vase				1			1
rectilinear bowl	2						2

Note: 33 identifiable vessels are of unidentifiable form.




Figure 41 Earthenware, hair lining and edge banding. A-C, blue; D, gilt; E, red; F, G, green.

- (f) **Buff**
 Figure 40E Five non-joining sherds of an oval pie dish, c.300 X 345 mm, c.66 mm deep. A similar pie dish also found at Pompallier (F Clunie: pers. comm.).
- Not illustrated Two fragmentary oval pie dishes: 14 joining sherds, dish 296 X 235 mm, 60 mm deep, impressed ". . . E PROOF" in an oval mark in the centre of the underside of the base; 5 joining sherds, dish 274 X 216 mm, 59 mm deep.

12.3 Hair lining and edge banding on earthenware

(a) Blue on white

- Figure 41A Sherd of a saucer 160 mm diameter, blue edge band and hair line at the rim and a further hairline 30 mm from rim (J off room 1). Sherds of a cup, two dinner plates and a serving bowl in same set (cf. Chester 1988: pl. 95i). Also found at Pompallier (F Clunie: pers. comm.).
- Figure 41B Rim sherd of a straight sided mug 100 mm diameter; on the exterior two pairs of two blue hairlines, at the rim and 25 mm below rim; on the interior one blue hairline near the rim (survey hole No. 2). Sherds of two similar mugs and one saucer with two blue hairlines near the rim, probably the same set.
- Figure 41C Rim sherd possibly of a breakfast bowl 180 mm diameter, four blue hairlines near the rim (post hole 11). Sherd of a straight sided mug with similar four blue exterior hairlines and one blue interior hairline near the rim, probably the same set.

Table 4 Numbers of sherds and minimum numbers of vessels of ceramic types.

Type of ceramic	Sherds	Vessels
Earthenware		
plain white	127	59
plain blue	22	9
plain blue-green	5	2
plain cream	38	9
plain brown	13	5
plain buff	24	3
blue on white	204	128
grey on white	25	10
purple on white	19	11
green on white	10	6
brown on white	9	5
red on white	7	6
black on white	3	3
gilt on white	1	1
polychrome on white	14	10
hand painted	5	2
Subtotal, earthenware	526	269
Semi-porcelain	4	2
Stoneware	15	15
Terracotta	1	1
TOTAL	546	287